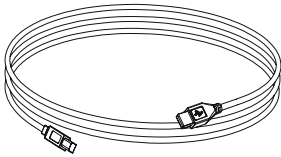


## SMART Board 600 Series Interactive Whiteboard

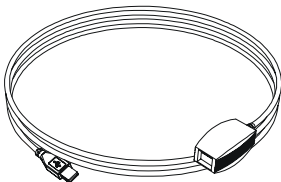
There are several connectivity options for your SMART Board 600 series interactive whiteboard.

### 1. Standard USB Cable: Maximum Distance 16' (5 m)



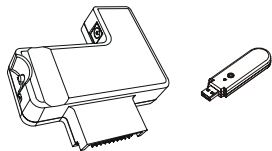
- Supplied with your 600 series interactive whiteboard. Plug one end of the USB cable into the USB port on your computer, and the other into the SMART Board 600 series interactive whiteboard.
- 600 series interactive whiteboards are native USB devices
- Part No. 93-00507-00

### 2. USB Active Extension Cable: Maximum Distance 64' (19.5 m)




- To easily extend the USB cable by 16' (5 m), you can daisy-chain up to four 16' (5 m) USB Active Extension Cables to a maximum of 64' (19.5 m)
- Separate power cable not required
- Part No. USB-XT

### 3. Wireless Bluetooth™ Connection: Maximum Distance 30' (10 m)



- Allows you to operate your SMART Board 600 series interactive whiteboard without cables. Plug the Wireless Bluetooth Connection into the controller on the back of the interactive whiteboard, and the USB storage device into your computer.
- USB Cable replacement for 600 series utilizes Bluetooth technology.
- Part No. WC6-NA; WC6-UK

### 4. RS-232 to USB Conversion Module: Maximum Distance 100' (30.5 m)



- Use the RS-232 Conversion Module to connect the SMART Board 600 series interactive whiteboard to a serial device such as a room control system
- Integrates into the controller on the back of the SMART Board interactive whiteboard
- Part No. RS-232-NA; RS232-UK

### 5. Off-the-Shelf USB to Cat 5 Extension: Maximum Distance 164' (50 m)



- Allows you to extend the USB cable up to 164' (50 m) with Cat 5 cable
- Off-the-shelf product available from a variety of companies
- For an example, visit [www.icron.com](http://www.icron.com)